


List of Allotments and Sub-Allotments

As at the quarter ending December 31, 2023


Department : Department of Science and Technology (DOST)
 Agency/Entity : Philippine Science High School
 Operating Unit : MIMAROPA Region Campus
 Organization Code (UACS) : 19 016 0900015
 Fund Cluster : 01 - Regular Agency Fund
 (e.g. UACS Fund Cluster: 01-Regular Agency Fund, 02-Foreign Assisted Projects Fund, 03-Special Account-Locally Funded/Domestic Grants Fund, and 04-Special Account-Foreign Assisted/Foreign Grants Fund)


	Current Year Appropriations
	Supplemental Appropriations
X	Continuing Appropriations

No.	Allotments/Sub-Allotments Reference		Funding Source		Allotments/Sub-Allotments received from CO/ROs/OUs					Sub-Allotments to ROs/OUs					Total Allotments/Net of Sub-allotments				
	Number	Date	Description	UACS CODE	PS	MOOE	FinEx	CO	Sub-Total	PS	MOOE	FinEx	CO	Total	PS	MOOE	FinEx	CO	Total
1	2	3	4	5	6	7	8	9	10=(6+7+8+9)	11	12	13	14	15=(11+12+13+14)	16=(6+11)	17=(7+12)	18=(8+13)	19=(9+14)	20=(16+17+18+19)
B. Balance From GAA/SARO/Sub-Allotment																			
1	ASA No. 06-2022-112	2022-06-07	Specific Budgets of National Government Agencies	102101	0.00	117,251.84	0.00	0.00	117,251.84	0.00	0.00	0.00	0.00	0.00	0.00	117,251.84	0.00	0.00	117,251.84
2	ASA No. 11-2022-219	2022-11-17	Specific Budgets of National Government Agencies	102101	0.00	7,152.00	0.00	0.00	7,152.00	0.00	0.00	0.00	0.00	0.00	0.00	7,152.00	0.00	0.00	7,152.00
3	R.A. 11639 FY 2022	2022-01-12	Specific Budgets of National Government Agencies	102101	0.00	1,019,965.62	0.00	518,513.78	1,538,479.40	0.00	0.00	0.00	0.00	0.00	0.00	1,019,965.62	0.00	518,513.78	1,538,479.40
	Sub-Total				0.00	1,144,369.46	0.00	518,513.78	1,662,883.24	0.00	0.00	0.00	0.00	0.00	0.00	1,144,369.46	0.00	518,513.78	1,662,883.24
Total Allotments						0.00	1,144,369.46	0.00	518,513.78	1,662,883.24	0.00	0.00	0.00	0.00	0.00	1,144,369.46	0.00	518,513.78	1,662,883.24
Summary by Funding Source Code:																			
			Specific Budgets of National Government Agencies	102101	0.00	1,144,369.46	0.00	518,513.78	1,662,883.24	0.00	0.00	0.00	0.00	0.00	0.00	1,144,369.46	0.00	518,513.78	1,662,883.24

Certified Correct:

 Margen F. Fronda
 Budget Officer
 Date: _____

Certified Correct:
 N/A
 Date: _____

Recommending Approval By:

 Ivy May F. Hamatiga
 FAD Chief
 Date: _____

Approved By:

 Romeo C. Ongpoy, Jr.
 Campus Director III
 Date: _____